

# Third Grade Word Study Wizards



Name: \_\_\_\_\_

Week of \_\_\_\_\_

You will find a description of the word study pattern for this week on the next page. You will also find a list of words to study for the week. Some of the words on the list will follow the pattern. The other words are frequently misspelled sight words. These words do not follow the pattern. You simply need to memorize these words. Some weeks you will also add your own personalized words to the list based on words you use in your writing.

You will receive a word study packet most Mondays. You will have until Friday to complete the activities in the packet and to hand the packet in. On Friday you will also be given a word study quiz to check to see if you have learned the assigned pattern. The quiz will use the words from the list, plus five words that follow the pattern but that are not on the list. Ask a family member or a friend to help you study for the quiz on Friday. After the quiz, the words will be added to the class Word Wall, and you will be responsible for spelling the words correctly at all times.

## Study Tips\* to Learn\* a Word

Use the steps on this page to practice words that are hard for you.



**Say** the word. What consonant sounds do you hear? What vowel sounds do you hear? How many syllables do you hear?



**Look** at the letters in the word. Think about how each sound is spelled. Find the spelling patterns or parts that you know. Close your eyes. Picture the word in your mind.



**Spell** the word aloud.



**Write** the word. Say each letter as you write it.



**Check** the spelling. If you did not spell the word correctly, use the study steps again.

\*\*\* Ask a family member or friend to help you study the words during the week. If you study a little bit each night, then you won't have too much to learn on Thursday nights. \*\*\*

## Word Study Pattern, Week of January 4<sup>th</sup>-8<sup>th</sup>

**Pattern:** For most words all you have to do to make a plural is to add an 's' to the end of the word. However, there are some words that behave differently. Words that end in **x, sh, s, ss, z,** and **ch** add 'es' to become plural.

Examples: boat → boats (regular word that adds an s to become plural)  
wish → wishes ("sh" ending means that you have to add "es")  
bunch → bunches ("ch" ending means that you have to add "es")  
fox → foxes ("x" ending means that you have to add "es")

### Pattern Word List:

boxes  
flags  
inches  
buses  
dishes  
classes  
clocks  
sandwiches  
trees  
kisses

### Frequently-Used Word List:

about  
have  
want  
really  
then

# Make It Plural

**Instructions:** For each word below, write the plural version of the word. Make sure to remember the plural rule exceptions (x, sh, s, ss, z, and ch).

Singular Noun	Plural Noun	Singular Noun	Plural Noun
-----	-----	-----	-----
1. flash	_____	16. dinner	_____
2. chair	_____	17. gas	_____
3. mass	_____	18. wall	_____
4. witch	_____	19. file	_____
5. nose	_____	20. beach	_____
6. book	_____	21. marker	_____
7. glass	_____	22. fox	_____
8. couch	_____	23. branch	_____
9. elbow	_____	24. planet	_____
10. virus	_____	25. match	_____
11. student	_____	26. button	_____
12. candle	_____	27. hex	_____
13. guess	_____	28. dragon	_____
14. sock	_____	29. window	_____
15. reflex	_____	30. atlas	_____



# Words in Words

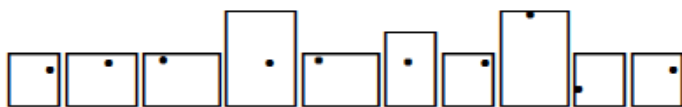
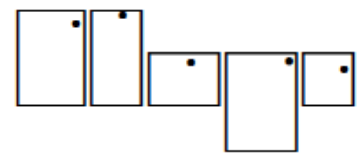
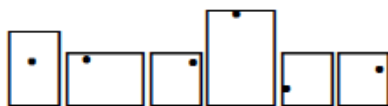
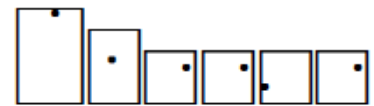
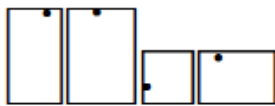
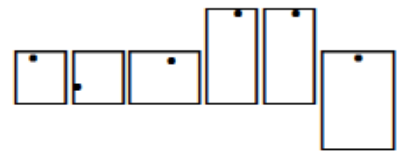
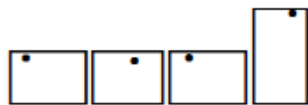
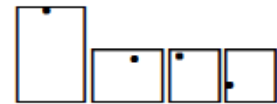
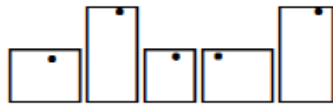
**Directions:** Write each word study word. Next to each word, write two additional words that can be spelled using the letters in the word. Example: the word pickle can be used to make the words lick, pick, like, and lip. I did the first one for you.

Spelling Word	Word within the spelling word #1	Word within the spelling word # 2
1. <i>boxes</i>	<i>ox</i>	<i>be</i>
2.		
3.		
4.		
5.		
6.		
7.		
8.		
9.		
10.		
11.		
12.		
13.		
14.		
15.		

# Word Shape Puzzle

**Directions:** Write each word from the word box in the correct shape by matching the letter sizes and the word lengths.

<i>then</i>	<i>have</i>	<i>kisses</i>	<i>sandwiches</i>
<i>want</i>	<i>about</i>	<i>inches</i>	<i>really</i>
<i>flags</i>			

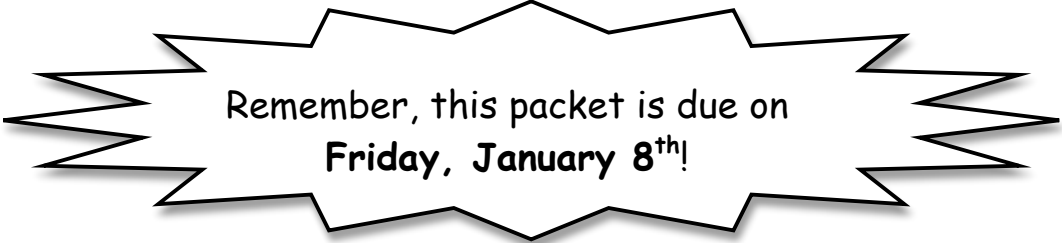


## Weekly Edit

Directions: There are some mistakes in the paragraph below in **capitalization** and **punctuation**. Some sentences may have no mistakes. There are no mistakes in spelling.

Read the paragraph and find the mistakes. Draw a line through each mistake in the paragraph. Then write the correction above it.

Tommy and albert went to the beach last weekend. They went swimming in the ocean and jumped over the big waves the water was very cold but they still had fun. In the evening, they watched colorful fireworks for the Fourth of july. It was a great day.



Remember, this packet is due on  
**Friday, January 8<sup>th</sup>!**